



Local Control and Accountability Plan (LCAP) and California School Dashboard

November 14, 2019



- LCAP Overview
- LCAP Development Timeline
- California School Dashboard
- Stakeholder Engagement
- Community Workshops
 - LCAP Survey

What is the Local Control and Accountability Plan (LCAP)?



Each district's LCAP must include the following:

- ✓ Goals
- ✓ Actions
- ✓ Related Expenditures



LCAPs must address the 8 State Priorities:

1. Basic services
2. Implementation of standards
3. Parental engagement
4. Student achievement
5. Student engagement
6. School climate
7. Access to courses
8. Other student outcomes



LCAPs include services that target major student subgroups, including:

- ✓ Racial/ethnic subgroups
- ✓ Low-income students
- ✓ English learners
- ✓ Students with disabilities
- ✓ Foster youth
- ✓ Homeless youth



- Engage community
- Collect feedback
- Compile results
- Inform LCAP plan as part of our strategic budget development process



- Present feedback received:
 - District Advisory Committee (DAC)
 - District English Learner Advisory Committee (DELAC)
- Create draft LCAP



- Present draft for review and comment to:
 - District Advisory Committee (DAC)
 - District English Learner Advisory Committee (DELAC)
- Respond in writing
- Invite public comment



- Host public hearing
- Finalize draft after public comment
- Adopt LCAP concurrent with the budget
- Submit to FCSS for approval
- Post on District website



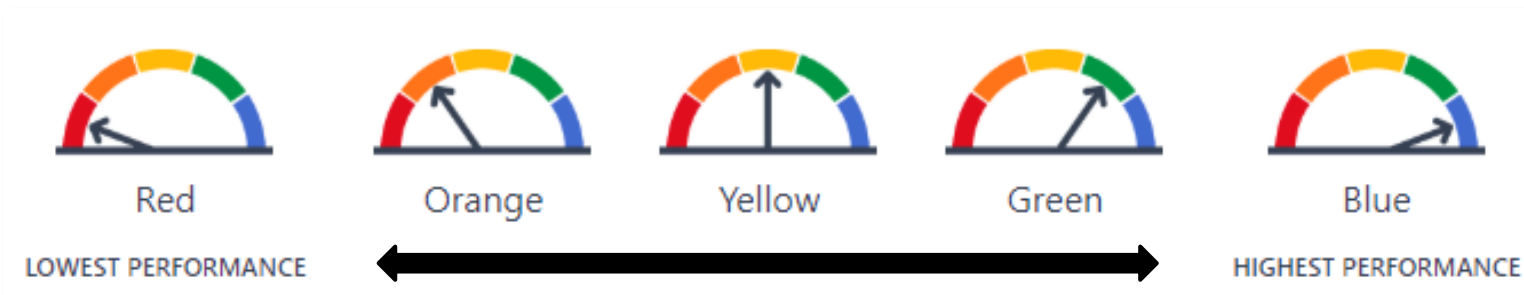
<https://www.caschooldashboard.org>


The screenshot shows the California School Dashboard website. At the top, there is a navigation bar with links for Home, About, State Summary, Search, More Information, and En Español. Below the navigation bar is a banner with the text "Explore information about your local school and district." and a search bar. The main content area features a video player with the title "Let the Conversations Begin" and a description: "The California School Dashboard provides parents and educators with meaningful information on school and district progress so they can participate in decisions to improve student learning." Below the video player is a section titled "The California School Dashboard goes beyond test scores alone to provide a more complete picture of how schools and districts are meeting the needs of all students." with a color-coded performance scale (Red, Orange, Yellow, Green, Blue) and a "Read More About Accountability" button. At the bottom, there are three columns of links: "En Español", "State Summary", and "More Information".

- Search any school or district
- Multiple year available
- Resources
- Spanish version of CA Dashboard
- Brief Introduction video
- Accountability Information

The California School Dashboard provides parents and educators with meaningful information on school and district progress on various Indicators so they can participate in decisions to improve student learning.

- An online tool that presents:
 - **Status** (Very High to Very Low)
 - **Change** (improved or declined from prior year)
 - **Student Groups** (e.g., race/ethnicity and program participation)
- Released annually each fall







Home About ▾ State Summary Search More Information En Español


DISTRICT PERFORMANCE OVERVIEW

Fresno Unified








Explore the performance of Fresno Unified under California's Accountability System.

Generate PDF Report 

View All Schools

View Additional Reports 

2018 ▾

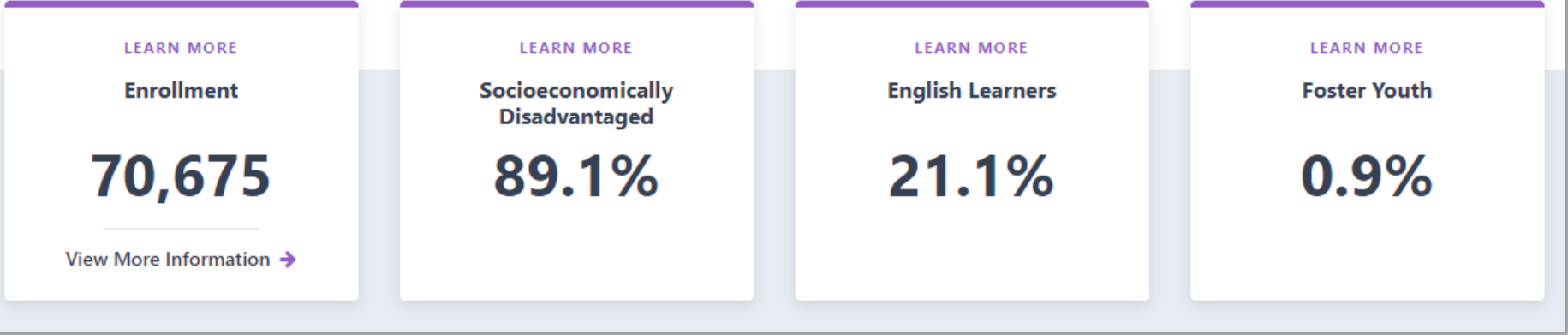
Chronic Absenteeism  Yellow	Suspension Rate  Orange	English Learner Progress  No Performance Color	Graduation Rate  Green
College/Career  Green	English Language Arts  Yellow	Mathematics  Yellow	Basics: Teachers, Instructional Materials, Facilities STANDARD MET
Implementation of Academic Standards STANDARD MET	Parent and Family Engagement STANDARD MET	Local Climate Survey STANDARD MET	Access to a Broad Course of Study STANDARD MET



FRESNO UNIFIED

Student Population

Explore information about this district's student population.



Additional details for each population available by clicking “Learn More”

California School Dashboard – Performance Detail



LEARN MORE
English Language Arts

All Students State



Yellow

38.3 points below standard

Increased 7.1 Points ⬆️

EQUITY REPORT

Number of Student Groups in Each Color



[View More Details →](#)

LEARN MORE
Mathematics

All Students State



Yellow

68.5 points below standard

Increased 5.9 Points ⬆️

EQUITY REPORT

Number of Student Groups in Each Color



[View More Details →](#)

LEARN MORE
College/Career

All Students State



Green

42.9% prepared

Increased 5% ⬆️

EQUITY REPORT

Number of Student Groups in Each Color



[View More Details →](#)


LEARN MORE
English Learner Progress

All Students State

English Language Proficiency Assessments for California Results


Level 4 - Well Developed

24%



Level 3 - Moderately Developed

35.9%




Level 2 - Somewhat Developed

24.1%



Level 1 - Beginning Stage

16%

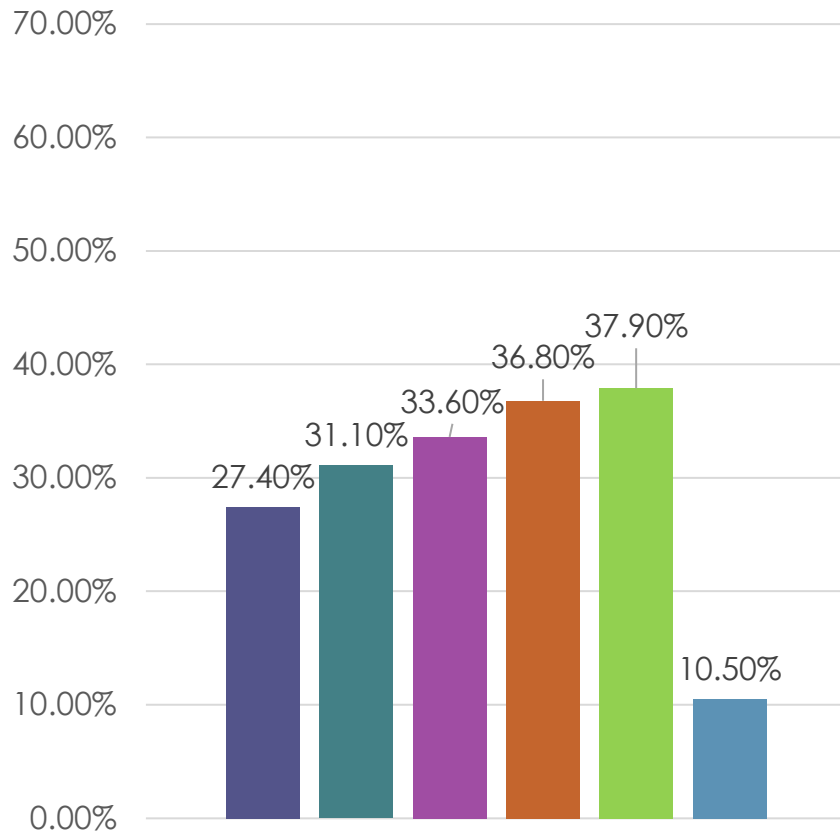


[View More Details →](#)

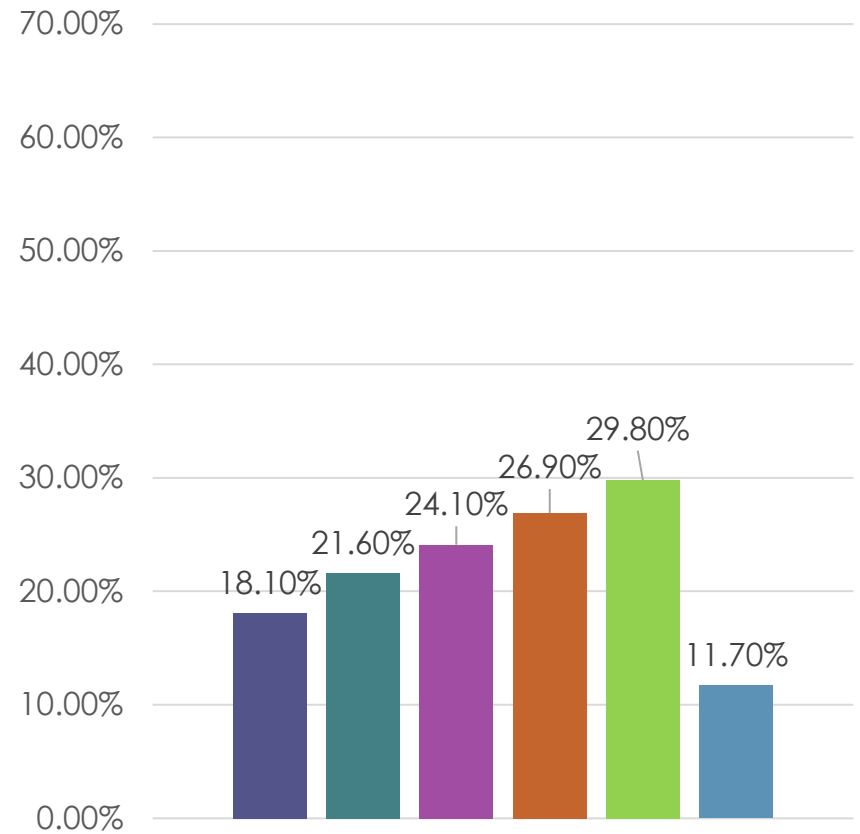
Improving Student Outcomes – Districtwide



English Language Arts



Mathematics



Community Engagement Workshops



School	Location	Date
Duncan Polytechnical High School (McLane Region)	Cafeteria	Wednesday, January 8, 2020
Edison High School	Cafeteria	Thursday, January 9, 2020
Bullard High School	Cafeteria	Tuesday, January 14, 2020
Hoover High School	Cafeteria	Wednesday, January 22, 2020
Patiño High School	Multipurpose Room	Tuesday, February 4, 2020
Fresno High School	Senate Chambers	Thursday, February 13, 2020
Roosevelt High School	Library	Wednesday, February 19, 2020
Sunnyside High School	Cafeteria	Thursday, February 20, 2020

Come join us as we explore approaches to improve student outcomes!

Childcare, dinner and translation provided

Local Control and Accountability Plan (LCAP) Survey



<https://www.fresnounified.org/dept/stafed/Pages/lcff.aspx>

- Three languages
- Opportunity to provide your feedback

Fresno Unified School District | State and Federal Programs

Local Control & Accountability Plan 2017-20

Take the LCAP Survey!

Local Control and Accountability Plan Community Engagement

Fresno Unified School District values input from various stakeholders and uses this feedback throughout the development of the Local Control and Accountability Plan (LCAP). The LCAP is a plan that describes the district's overall vision for student success and includes investment actions aimed at improving student outcomes.

Listed below are dates for the LCAP community engagement workshops, where stakeholders can hear updates on initiatives, review districtwide student performance data and provide feedback that will help inform future investment priorities.

Questions?

