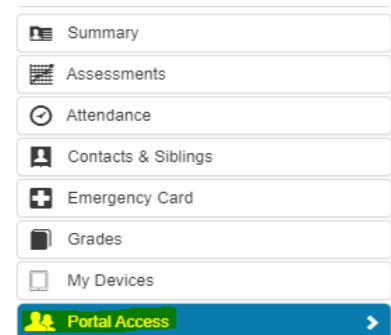
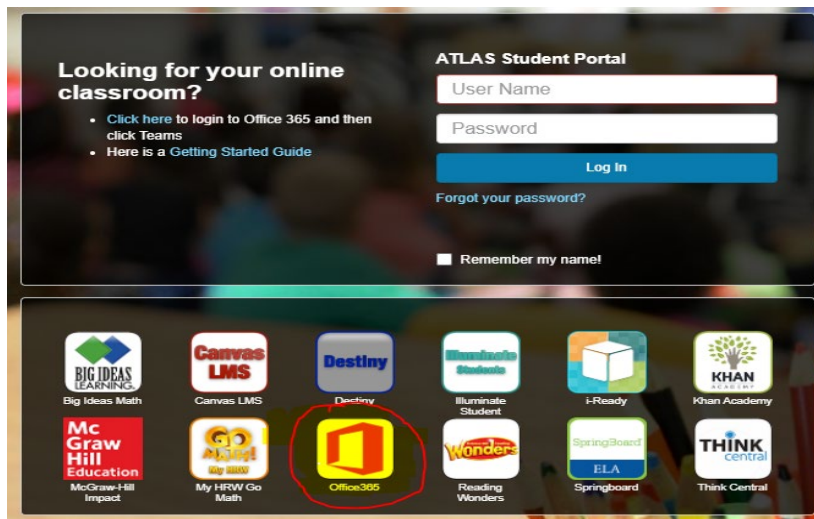
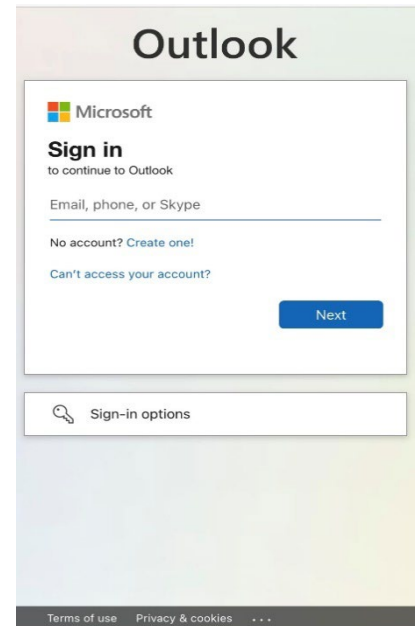


Fresno Unified Student Emails

Review the steps below to access students' fresnou.org emails for communications and important school and district messaging

1. Click this [link](#) to go to Outlook Office mail at <https://outlook.office.com/mail/inbox> or by googling Office 365 Login
2. Student emails are their username used to sign into FUSD computers, devices, and [Student Atlas Portal](#) <username>@fresnou.org
3. Usernames and passwords can be found on ATLAS, in the [Parent Portal](#) in the 'Portal Access' tab



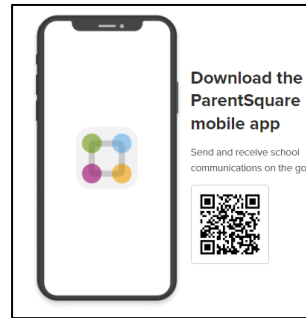
4. If your child does not know their username and password, please contact their teacher or school site for the information or call 559-457-3934.
5. Once logged in, please find the email titled **“ACTION NEEDED: 2023-24 Confidential Family Survey.”**
6. If you have any questions, please contact Kristin Shamlin at 559-457-3934.

Fresno Unified Messaging through ParentSquare

Review the steps below to register for ParentSquare for communications and important school and district messaging!

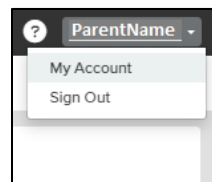
How to set up your Parent/Guardian account:

1. Download the free iOS or Android app or visit www.parentsquare.com/signin

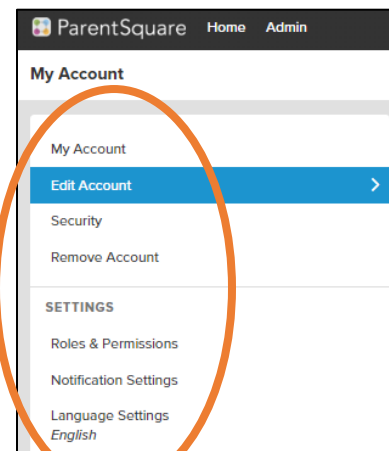
A screenshot of the ParentSquare registration form. The form has a title "Register" and a field for "Email or Phone Number". Below the field is a "Get Started" button. At the bottom of the form, there is a note: "You must use the email/phone you provided to your school". An orange oval highlights this note, and an orange arrow points from it towards step 2.

2. Log in with the email or mobile phone you have listed in ATLAS

3. Set up your notification and language preferences in Account settings.



4. Start receiving posts relevant to your student.



It is important to make sure parents/guardians have an updated and valid mobile number and/or email address in ATLAS to receive notifications from ParentSquare.

Note: If you haven't created an ATLAS Parent Portal **Personal Account** yet, follow the steps outlined [HERE](#) to create one, and/or review to locate your ATLAS Parent Portal [username](#) or [password](#).

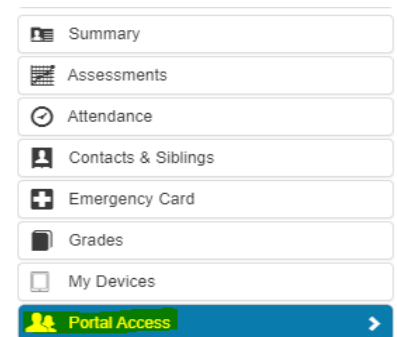
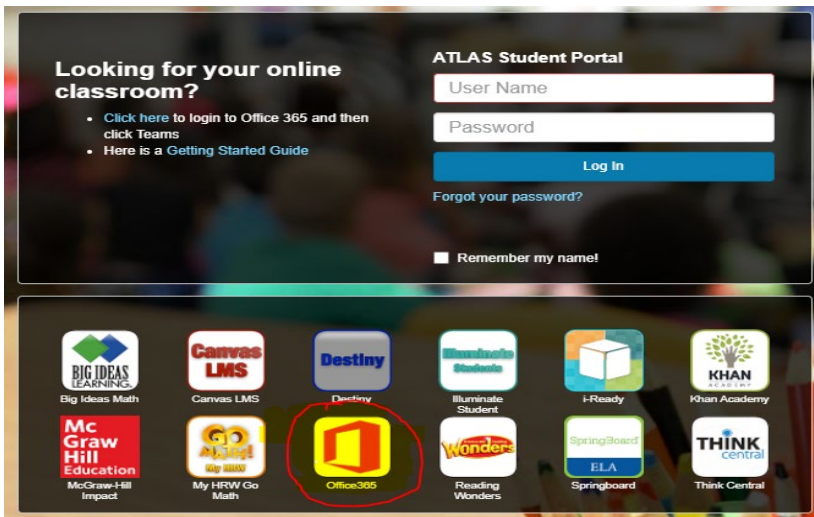
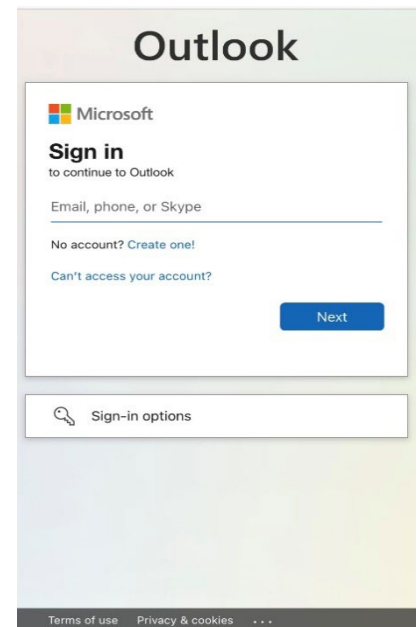
If you would like to receive text messages in the case of emergencies, make sure you have a mobile number registered.

For more information, please visit our website at: www.fresnounified.org/parentsquare

Correos electrónicos de estudiantes del Distrito Escolar Unificado de Fresno

Revise los pasos a continuación para obtener correos electrónicos de fresnou.org de los estudiantes para comunicados y mensajes importantes de la escuela y el distrito.

1. Haga clic en el [enlace](#) o vaya a Outlook Office mail en <https://outlook.office.com/mail/inbox> o buscando el inicio de sesión de Office 365
2. Los correos electrónicos de los estudiantes son su nombre de usuario utilizado para iniciar sesiones en computadoras, dispositivos y el [Portal estudiantil ATLAS](#) <username>@fresnou.org
3. Los nombres de usuario y contraseñas se pueden encontrar en ATLAS, en el [Portal para padres](#) en la sección 'Acceso al portal'



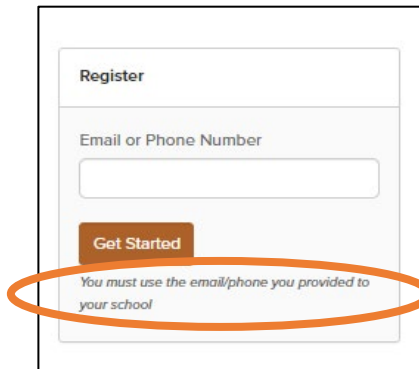
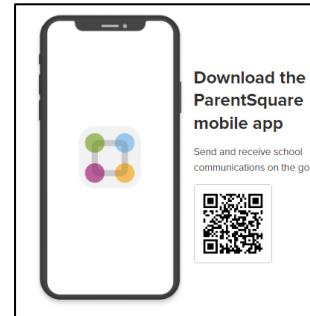
4. Si su hijo no conoce su nombre de usuario y contraseña, comuníquese con su maestro o la escuela para obtener la información o llame al 559-457-3934.
5. Una vez que haya iniciado la sesión, encuentre el correo electrónico titulado **“ACTION NEEDED: 2023-24 CONFIDENTIAL FAMILY SURVEY.”**
6. Si tiene alguna pregunta, comuníquese con Kristin Shamlin al 559-457-3934.

Mensaje del Distrito Escolar de Fresno a través de ParentSquare

¡Repasar los pasos a continuación para registrarte en ParentSquare para comunicación y mensajes importantes de la escuela y distrito!

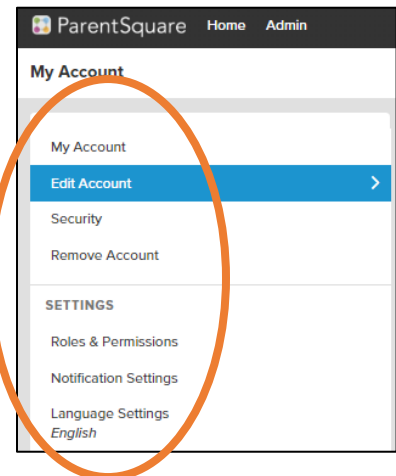
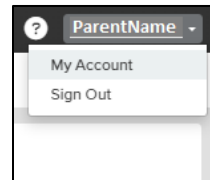
Cómo establecer su cuenta de padre/tutor:

1. Descargar la aplicación gratis para iOS o Android o visiten www.parentsquare.com/signin

A screenshot of the ParentSquare registration form. The form has a title "Register" and a field for "Email or Phone Number". Below the field is a "Get Started" button. At the bottom of the form, there is a note: "You must use the email/phone you provided to your school". This note is circled in orange.

2. Iniciar sesión con el correo electrónico o teléfono móvil anotado en ATLAS

3. Anotar su preferencia de notificación e idioma en la Configuración de la cuenta (Account Settings)



Es importante que los padres/tutores se aseguren de tener un número de teléfono móvil/celular y/o dirección de correo electrónico actualizados y válidos en ATLAS para recibir notificaciones de ParentSquare.

NOTA: Si aún no han creado una **Cuenta Personal del Portal para Padres ATLAS**, sigan los pasos descritos [HERE](#) para crear una, y/o repasarla para localizar su [usuario](#) o [contraseña](#) de ATLAS Parent Portal.

Si desean recibir mensajes de texto en caso de emergencias, asegúrense de tener registrado un número de móvil/celular.

Para obtener más información, visiten nuestro sitio web en: www.fresnounified.org/parentsquare

Fresno Unified Tub Kawm Ntawv Li Emails

Saib cov lus hauv qab no ua yog yuav qhia koj nkag mus rau tub kawm ntawv cov emails thiaj yuav pom txhua yam xov xwm tseem ceeb ua tsev kawm ntawv xav tuaj.

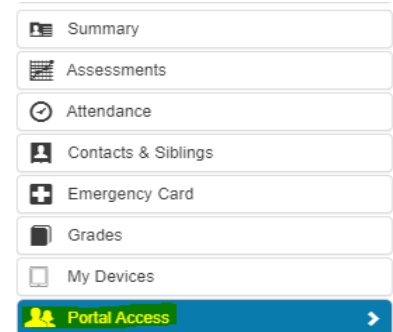
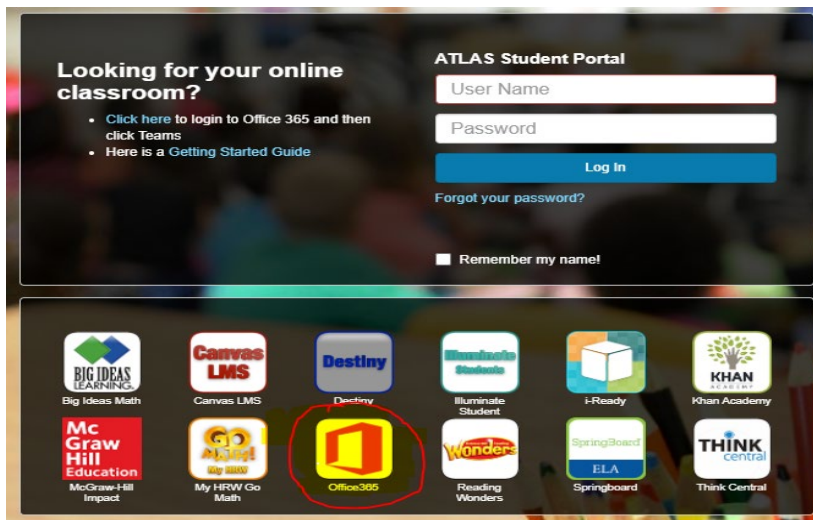
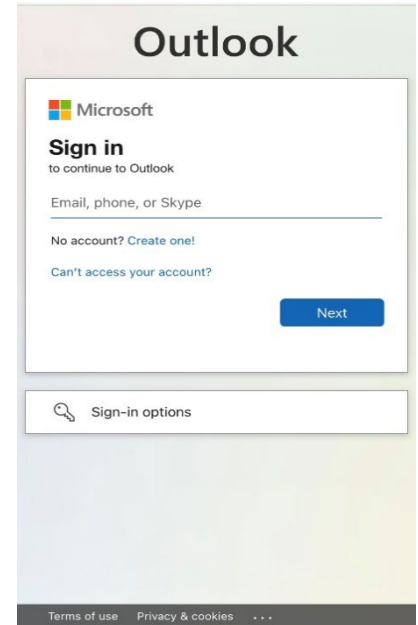
1. Nias qhov [link](#) no mus rau Outlook Office mail ntawm:

<https://outlook.office.com/mail/inbox>

Los yog mus google Office 365 Login

2. Cov tub kawm ntawv tus email yog lawv lub username uas lawv siv nkag mus rau FUSD cov computers, lwm hom twj fais fab, thiab [Student ATLAS Portal](#) <[username](#)>@fresnou.org

3. Lub username thiab password kuj nyob hauv ATLAS, [niam txiv lub portal](#), mus nias rau qhov hais tias 'Portal Access'.



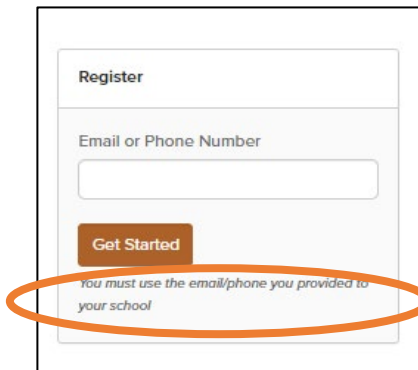
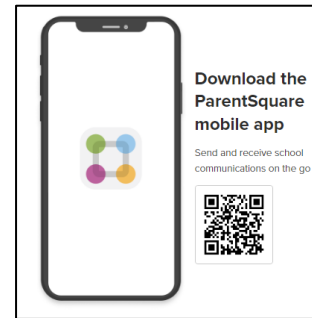
4. Yog koj tus menyuam tsis paub nws tus username thiab password, hu tau rau nws tus xibfwb los yog lub tsev kawm ntawv los yog hu rau 559-457-3934 lawv mam qhia koj.
5. Thaum nkag tau lawm, mus nhriav qhov email es hais tias **“ACTION NEEDED: 2023-24 Confidential Family Survey.”**
6. Yog koj muaj lus nug, hu tau rau Kristin Shamlin ntawm 559-457-3934.

Fresno Unified lus tshaj tawm hau ParentSquare

Xyuas cov kauj ruam hauv qab no thiaj tso tau npe nkag rau hau ParentSquare kev sib txuas lus thiab lus tseem ceeb hauv tsev kawm ntawv thiab hauv cheeb tsam kev xa xov!

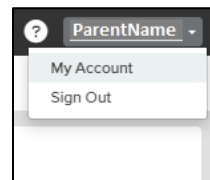
Yuav tsim Niam Txiv/Tus Saib Xyuas kom nkag tau li cas:

1. Rub tawm dawb iOS lossis Android app los sis mus saib www.parentsquare.com/signin

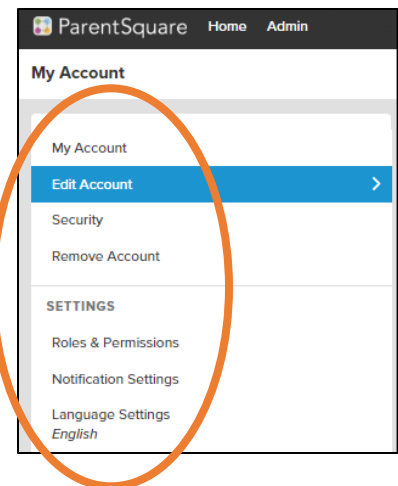


2. Nkag mus nrog koj tus email los sis tus xov tooj uas koj tau teev tseg hauv ATLAS

3. Xaiv qhov koj xav pom cov ntawv ceeb toom tshwm li cas thiab hom lus nyeem nyob rau hauv Account Settings



4. Pib txais cov ntawv tshaj tawm txog koj tus menyuam kawm ntawv.



Ib qhov tseem ceeb yog kom cov niam txiv / cov neeg saib xyuas kom tus lej xov tooj yog thiaj hu tau thiab / los sis tus email hauv ATLAS kom yog thiaj li txais tau lus tshaj tawm los ntawm ParentSquare.

CEEB TOOM: Yog tias koj tseem tsis tau tsim ATLAS Parent Portal rau koj tus kheej, ua raws li cov kauj ruam tau teev tseg [NTAWM NO](#) los tsim ib qho thiab los txheeb xyuas koj tus ATLAS Parent Portal [lub npe koj tso](#) li cas thiab [password](#).

Yog koj xav txais cov ntawv xov xwm thaum muaj xwm txheej ceev, xyuas kom koj tus lej xov tooj muaj nyob rau hau.

Yog xav paub ntxiv, thov mus saib peb rau ntawm: www.fresnounified.org/parentsquare